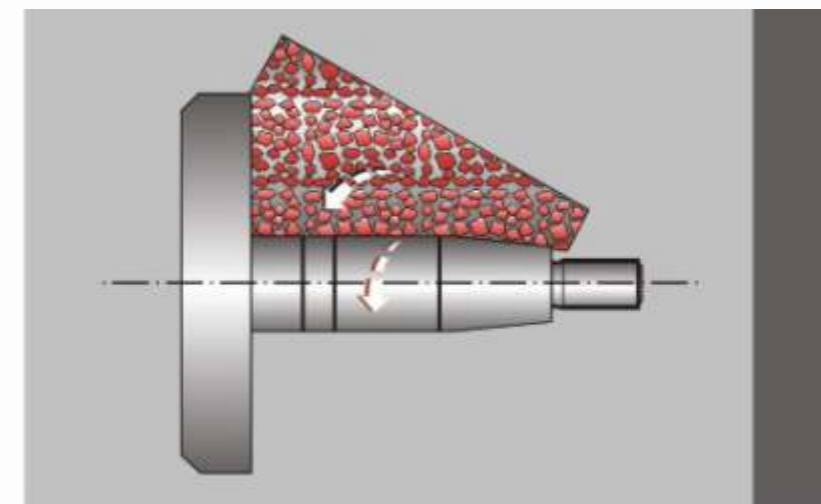


## SPECIFICATION

TECHNICAL DETAILS	UNIT	AWH/SWH-200	AWH/SWH-400	AWH/SWH-600	AWH/SWH-1000	AWH/SWH-1500	AWH/SWH-2000
Max Grinding Length	mm	200	400	600	1000	1500	2000
Height of centers	mm	150	150	200/170/150	200/170/150	200/170/155	225
Loading Height	mm	1050	1050	1050	1050	1250	1250
Max Grinding diameter	mm	225	250	350/300/250	350/300/250	350/300/250	400
Max weight of comp.	kg	30	60	80	80	150	300
Size of wheel (OD X ID)	mm	Ø500_Ø203.2	Ø500_Ø203.2	Ø600_Ø203.2	Ø600_Ø203.2	Ø750/Ø304.8	Ø750/Ø304.8
Max.width of wheel	mm	30/50	60 / 80	80/120/145	80/120/145	120/ 145 / 175	175/225/260
Spindle motor power	kw	5.5/7.5	7.5/11	11/15/18.5	11/15/18.5	15/18.5/22	18.5/22/30
Spindle bearing	type	Anti friction	Anti friction	Hydro-Dynamic	Hydro-Dynamic	Hydro-Dynamic	Hydro-Dynamic
Grinding speed	m/Sec.	45	45	45	45	45	45
Diamond dresser	tyep	blade	blade	blade	blade	blade	blade
X axis slide stroke	mm	300	300	400	400	500	500
Z axis slide stroke	mm	350	550	800	1200	1750	2500
Rapid feed rate	m/min	10	10	10	10	10	10
Work Head speed range	RPM	50-600	50-600	50-600	50-600	50-450	50-450
Centre type WH/TS	MT	MT4/MT3	MT4/MT4	MT5/MT5	MT5/MT5	MT6/MT5	MT6/MT5
Tailstock Quill dia	mm	40	50	63	63	90	90
Tailstock stroke	mm	20	40	40	40	60	90
Floor area for basic Mc Length X Width X Tht	mm	2000 X 2000 X 1800	4000 X 3600 X 2000	4800 X 4000 X 2200	5200 X 4500 X 2200	6500 X 5000 X 2200	7500 X 5000 X 2500
Paper band system	--	Std.Accessory	Std.Accessory	Std.Accessory	Std.Accessory	Std.Accessory	Std.Accessory
Std.Machine Gaurding	--	Partially Enclosed	Partially Enclosed	Partially Enclosed	Partially Enclosed	Partially Enclosed	Partially Enclosed
Fume extractor	--	Optional Accessory	Optional Accessory	Optional Accessory	Optional Accessory	Optional Accessory	Optional Accessory
Fixtures & Toolings can be provided	--	As per Application	As per Application	As per Application	As per Application	As per Application	As per Application
Rotary Dresser	--	Optional	Optional	Optional	Optional	Optional	Optional
In-process Gauge	--	As per Application	As per Application	As per Application	As per Application	As per Application	As per Application
Flagger	--	As per Application	As per Application	As per Application	As per Application	As per Application	As per Application
Wheel loading / unloding device	--	Optional	Optional	Std.Accessory	Std.Accessory	Std.Accessory	Std.Accessory
Universal Grinding Unit ID / OD ( Option)	--	-	-	Available	Available	Available	Available

\* Specification are subject to change without notice for continuous development, Other details and features on request.





**CNC CYLINDRICAL GRINDING MACHINES**

**PIIT MACHINES LIMITED**


Head Office & Works : P.O.Box No. 1102, Behind PCMC Building,  
Mumbai-Pune Road, Pimpri, Pune - 411 018 (India)  
Tel. No.- +91-20-27426219 to 23  
E-mail - rd@pmtmachines.com, marketing@pmtmachines.com  
Website - www.pmtmachines.com  
Halol Works : 178, Kadachala, Halol - 389350. Gujarat (India)  
Tel. No.- +91-02676-246786/87  
E-mail - cb@pmtmachines.com, mkt.brd@pmtmachines.com

### Sales and Service Network


MUMBAI	Mobile. No - 98217 13400   93217 13400	E-mail - pmtmumbai@pmtmachines.com   pmtmumbai@gmail.com
NEW DELHI	Mobile. No - 98104 01815	E-mail - pmtdelhi@pmtmachines.com
BANGALORE	Mobile. No - 99860 48173	E-mail - pmtbangalore@pmtmachines.com   pmtbangalore6@gmail.com
CHENNAI	Mobile. No - 98401 02157	E-mail - pmtchennai@pmtmachines.com   pmtmadras02@gmail.com
COIMBATORE	Mobile. No - 98403 66822	E-mail - pmtcbe@gmail.com
JAMSHEDPUR	Mobile. No - 99341 19234	E-mail - dalbir34singh@rediffmail.com   pmtjsr@gmail.com
VADODARA	Mobile. No - 96625 03927	E-mail - mkt.brd@pmtmachines.com
KOLKATA	Mobile. No - 70034 85126	E-mail - pmtkolkata@gmail.com
KOLHAPUR	Mobile. No - 97305 76789	E-mail - ssd@pmtmachines.com

**AWH/SWH**  
CNC EXTERNAL GRINDERS

# Building on the strong German Foundation



Workhead




Z Axis



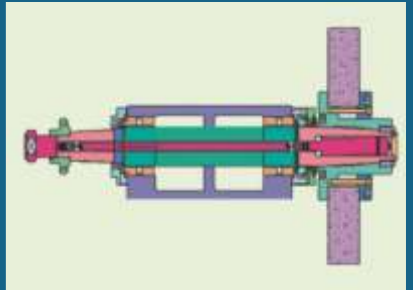
Straight Wheel Head



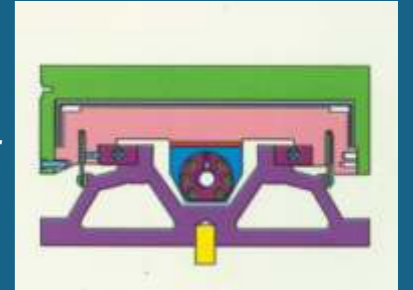
Tailstock



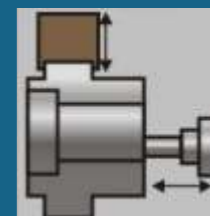
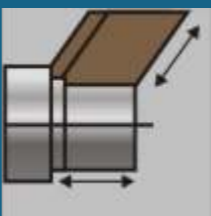
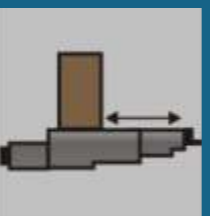
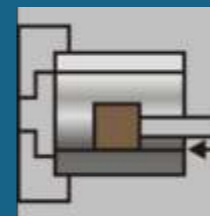
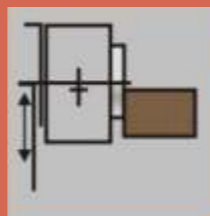
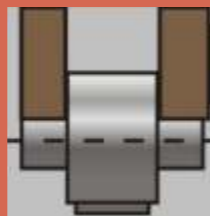
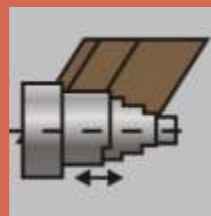
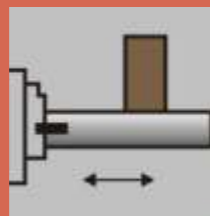
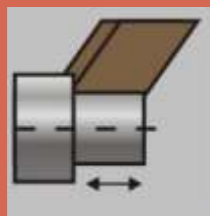
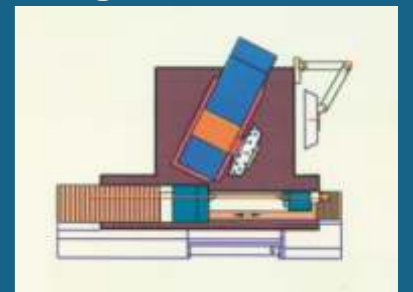
Wheel Head



X Axis



Angular Wheel Head



AWH 200



AWH 400



AWH 600



SWH 1000



SWH 1500



AWH 2000

